



WE Expressions



APS Affiliate #230

Women Exhibitors

Supported by AAPE

Thinking Theme: A Regular Column that Explores Thematic Exhibiting

Q1 2023 Volume 17, Issue 1

by Michele M. Bresso, PhD

When it Comes to Thematic Exhibiting . . . Think Small

WE

(Women Exhibitors)

The title of this quarter's column may sound counterintuitive. Isn't a philatelic exhibit a large endeavor on the face of it? The answer to that question may surprise you: *Not anymore.*

Certainly, traditional philatelic exhibiting is a massive, sometimes onerous, undertaking. After all, creating a minimum of 16 pages to fill one frame for an exhibit at your favorite stamp show can seem like a daunting task. You may have an enviable collection of stamps, covers and ephemera replete with unique pieces. Together, they suggest a cohesive and fascinating story . . . a story you'd very much like to share! The idea of laying out 16 pages of philately, however, along with all the mounting, framing, and storyboarding that goes with it, gives many a philatelist pause, me included.

Following the recent encouragement from multiples of my philately friends, I've started an exhibit on my major topical collection, typewriters on stamps. Sadly, I just don't seem to be able to keep the project going. I have books, videos, and articles on the subject. I've gleaned advice from many heralded exhibitors. Still, the imposing process of exhibiting this particular topical collection generates in me a worrisome mental block.

Here's the good news: a simpler

process is becoming prevalent on the exhibiting scene. If you let it, this process can be the catalyst for your next . . . perhaps your first . . . thematic exhibit.

I'm talking about a one-page exhibit.

Many stamp clubs and organizations are embracing this iteration of philatelic storytelling as a way to make exhibiting more accessible for newcomers. That's the philosophy, for example, behind the American Topical Association's My One-Page Exhibit Program. Now in its third year with exhibit submissions being accepted through February 15 at american-topical.org, ATA's one-page exhibit program has seen rapid growth in involvement around the world and with many first-time exhibitors.

A one-page exhibit requires that the philately should tell a story and be displayed in one 8.5" x 11" page. Some programs allow for larger formats, and ATA has increased its page size capacity to 11" x 17" this year as a second option. This larger size makes it easier for exhibitors to show full-sized covers and larger thematic pieces. Knoxville Philatelic Society, the British Thematic Association and myriad stamp clubs throughout the U.S. and Canada are dabbling in various sized exhibits including exhibits of less than one frame.

Star Route Award	3
Wander Womyn	3
Board Members	3
Dead Feminists	4
ATA Happenings	4
One Page Exhibits	5
Editors Remarks	5
GASS	6
Portland Stamp Comp	6, 7, 8
Did You See?	7
RM Philatelic Library	8
Let's Talk Exhibiting	8
WE Want to Know	9
As Seen on Facebook	10



WSP Exhibitions

Many shows are returning! Check the APS website to confirm all upcoming shows.

<https://stamps.org/events/wsp-shows>

Continued on page 2...

One-page exhibits are often digital, which is another nod to simplifying the exhibiting process. One way to create a digital exhibit is to physically arrange the philately and text on a piece of paper and then scan the finished exhibit for submission as an electronic file. Another option is to create an all-digital exhibit by scanning the stamps, covers and other items and then placing the scanned images onto a Microsoft Publisher, PowerPoint or Word document page. Typing in text to tell the story and adding a title complete the process.

One idea behind one-page exhibits is that they are easier. Note that I didn't say *easy*. In some ways, telling a story with the limitation of a single page is harder. It forces you to narrow the focus and prioritize the elements of your story to get the crucial details into that smaller space. For example, telling the entire tale of the invention of the typewriter isn't possible in a single page. I have, however, offered a look at one typewriter inventor in a single page (figure 1).

**Peter Mitterhofer:
The Man Who Almost Invented the Commercial Typewriter**

Peter Mitterhofer was born in 1822 in the South Tyrolean village of Parchines, about 100 miles southwest of Innsbruck, Austria. A carpenter like his father, he loved inventing tools. Mitterhofer's tinkering resulted in five typewriter prototypes from 1864 to 1869. The first three models were constructed of wood.



Left: Pictorial cancel of the bust of Peter Mitterhofer commemorates the sesquicentennial of his birth. Center: Reduced image of maxicard with 1993 stamp and picture of the inventor's actual first typewriter, now housed in the Technical Museum of Vienna. Right: Printer's proof. Stamp issued February 19, 1993. Design: Professor Johannes Kral, Printer: Austrian State Printing House.

Later typewriter models by Mitterhofer included metal components, upper and lowercase lettering and a platen. Mitterhofer sold his final prototype to Austrian Emperor Franz Joseph I, but no other support from the monarch was forthcoming. Without funding or appreciation of his invention, Mitterhofer abandoned his efforts. Just five years later, American Christopher Latham Sholes would create a typewriter that would become known to the world as the Remington Model 1.



Far left: Mitterhofer's image & second typewriter from a 2017 minishet incorporating other typewriters in the selvage. Left: Austria 1867 issue: Emperor Franz Joseph I. Above: Postcard celebrating 100th anniversary of Mitterhofer's first typewriter & depicting his fifth and final model.

(figure 1)

In another instance, I've told the story of one typewriter company (figure 2).

Research for a one-page exhibit is simplified,


Olivetti Typewriter Co.

By Michele M. Bresso, PhD

Founded in 1908 by Camillo Olivetti about 20 years after the U.S. launched the Remington typewriter, the Olivetti Company introduced the M1, its first mechanical typewriter, at the 1911 Turin Exposition. This inaugural model typewriter consisted of some 3,000 handmade parts and weighed 38 pounds! The QZERTY keyboard, a configuration common to Italian typewriters, put the Z where the W would be positioned on the QWERTY keyboard in use in many other countries.



Left: 1911 poster stamp commemorating the Turino Exposition; Right: Belgium, circa 1940, 50c Belgian centime—pubbel postal card promotes the Olivetti Typewriter.



QSL radio card shows Olivetti factory in Ivrea, Italy

Trend Setter

The Olivetti factory, located in Ivrea, northwestern Italy, drove the town's reputation by changing the playing field for employee engagement. Olivetti built modern residences for workers, provided an onsite trade school, and offered free daycare for employees' children. As a result, Ivrea became known as a model community for workers' rights.

Italy (below, l-r) — 2008: 100th anniversary of the founding of Olivetti; 1973: Olivetti computer in Italian Work for the World series; 2020: celebrating Adriano Olivetti; 2020: the Letetra 22 with pictorial cancel.



Inevitable Changes

New models improved typists' ease of use and speed. In 1932, engineer Adriano Olivetti, son of the founder, helped create the company's first portable typewriter. Under Adriano, the company achieved 50% of all typewriter sales in Italy. That success was fueled by the highly popular 1950 Lettera 22. The typewriter's days were numbered, however. Preparing for change, Olivetti produced the Elea 9003 electronic computer in 1959. Olivetti stopped producing typewriters altogether in 1994.

(figure 2)

too. You don't have to come up with a great deal of data to tell a story in a one-page exhibit. You're essentially hitting the highlights.

Another benefit of one-page exhibiting is you can educate others about your fascinating collection or topic. The simple fact is that a one-page exhibit is also easier for others to access. In just a few minutes, a viewer can read your page, look at your images and learn something new on the subject you're passionate about.

Why don't you create a one-page exhibit now? Share it at your next stamp club meeting. Send it to a philately friend and encourage them to send one to you. Better yet, submit your exhibit to ATA's My One-Page Exhibit Program. I hope you'll contact me at

ThinkingTheme4WE@gmail.com

to share your efforts, or to ask questions about the process. I'd love to hear about how you are *Thinking Theme!*

Stories and submissions for the next journal are due by March 15, 2023. Start writing and send them in now!

Congratulations Women Exhibitors!



Congratulations on your Star Route Award! It was great to see all of the amazing submissions this year. We appreciate your participation. Attached to this email are

the badges associated with your award level, please feel free to use these images in your newsletter or on your website. We will distribute feedback from our wonderful volunteer judges in an upcoming email! You can see all your fellow award winners at <https://stamps.org/star-route>

Again congratulations on your Star Route Award! The American Philatelic Society Digital Content Team.

Wander Womyn by Lisa and Laurie



Chad: Marilyn Monroe Flying Up Skirt Commemorative Souvenir Stamp Sheet

In November we traveled to California and spent a beautiful weekend in Palm Springs. The town itself was beautiful with a lot to see. We had fun at the “Forever Marilyn” statue. It is a 26-foot-tall, stainless steel and aluminum sculpture that captures Marilyn in the famously billowing white dress as she stands over a subway grate in the movie *The Seven Year Itch*.

Historically there was a petition to prevent the Marilyn statue from being placed in San Diego. It was felt to be a sexist objectification, and concerns were voiced that viewers would upskirt Marilyn. Upskirting is the practice of taking a photo up a person's skirt. If Marilyn were a person and not a statue, upskirting her could be prosecuted as a misdemeanor in California. During our visit, may viewers did in fact take photos from behind and below Marilyn's skirt.

Women Exhibitors 2020-2022 Board

Lisa Foster.....Chair
fosteld@gmail.com

Shirley Griff.....Vice-Chair
shirley@griffrealestate.com

Liz Hisey.....Treasurer
lizhisey@comcast.net


Vesma Grinfelds.....Secretary
vesmag@gmail.com

Carol j. Edholm.....Membership
peafowlphilatelics@gmail.com

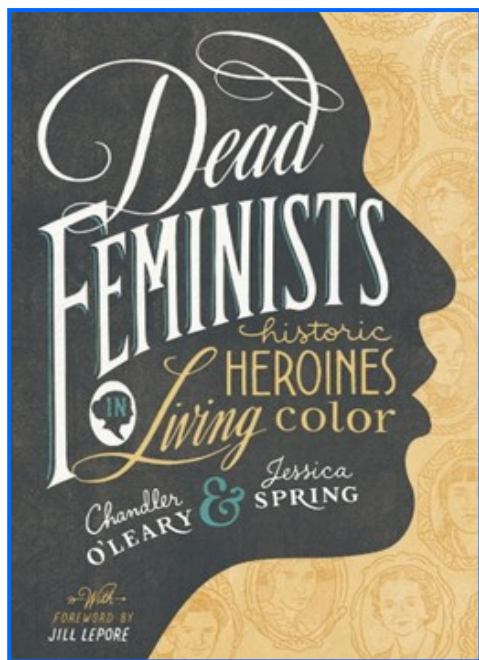
Denise Stotts.....Dir-at-Large
stottsjd@swbell.net

Ruth Caswell.....Dir-at-Large

Editor apology to Judy Newblom. In the October 2022 edition on page 11, Judy's name was misspelled as Bloom.



Dead Feminist Postcards



ISBN 978-1632170576 Release date: October 11, 2016
Hardcover, 7 x 10.5 inches, 192 pages

In November, Laurie's sister-in-law surprised us with some "real mail"! We were delighted! Here is one of the postcards we received. The postcards are featured in the book shown here (left). Maybe you would enjoy looking at

the book for your own enjoyment! Information about the book provided.

Each of the eight chapters showcases three feminist women. This postcard is from Chapter 2 GROW with Eleanor Roosevelt, Alice Paul, and Thea Foss; women who planted seeds and cultivated growth. It's a beautifully illustrated book with historically accurate photos, ephemera, and postcard art supported by inspiring narratives.

A portion of the proceeds from the sale of the book are donated to the [Dead Feminists Fund](#). In honor of the power of women's work, the Dead Feminists Fund supports nonprofits that empower girls and women to create change in their own communities.

Figure 3 is the front of one of the postcards we received.

Figure 4 is the back of the postcard and the message written to us!



(figure 3)



(figure 4)



Have You Created a One Page Exhibit Yet?

Many ATA members are joining in the fun of the *My One Page Exhibit!* Program. Tom Broadhead, Michele Bresso and Martin Miller have created a fun way to show of a collecting in an easy format. Visit the project's website at ataexhibits.com to enjoy viewing exhibits and seeing how easy it is to participate. **New exhibits accepted starting December 15th.**



Three New Courses Coming This Winter
The American Topical Association (ATA) is offering three courses this winter. Members asked for these topics and we listened. It's easy to register.

Go to the [Events page \(americantopical.org/events\)](http://americantopical.org/events) to find more details and the links to register.

[Say it with PowerPoint: How to Present Your Stamps Like a Pro](#)

Tuesdays at 7:00 p.m. Eastern, January 10, 17 and 24

[Exhibiting Picture Postcards](#)

Mondays at 7:00 p.m. Eastern, February 6, 13, 20

[Thematic Exhibiting: Connecting Through Creativity](#)

Saturdays at 4:00 p.m. Eastern, March 4 and 11

I've started telling everyone about the benefits of eating dried grapes.



It's all about raisin awareness.

The Vatican's 30-lira tribute to Lorraine Collett Petersen, the Sun-Maid Raisin Girl.

Plan Your One-Page Exhibit Now for ATA's 2023 Program!

The time is now to plan your one-page exhibit for entry in the American Topical Association's third annual My One-Page Exhibit Program. Exhibits may be submitted on the ATA website beginning in mid December.

A one-page exhibit presents a story illustrated by stamps and other materials in a single 8.5" x 11" page or - new this year - an 11" x 17" page. Previous exhibits have shared stories of historic events, scientific discovery, personal pastimes and more.

Exhibiting in the My One-Page Exhibit Program is free and open to all. ATA membership is not required. All exhibitors will receive an ATA certificate commemorating their participation.

The exhibit program grows each year, and ATA is hoping to break its own record of more than 230 entries submitted in 2022 from 14 countries on subjects in 13 categories.

Details and exhibit guidelines will be posted on the ATA website (www.americantopical.org) in the near future.

Examples of a One Page Exhibits

with permission from the creators



(figure 5)




(figure 7)

"I am flattered that you want to publish it in WE." Tom B (figure 5)

"Absolutely! I would be pleased and honored to have this one page exhibit so recognized." Ed Grabowski (figure 6)

"Thank you for your interest and would be delighted if the exhibit was shared as described." with regards - David (figure 7)



(figure 6)

Editor's Remarks

by Laurie Anderson

Happy New Year to you all! Wishing everyone a wonderful 2023!

As you read this issue, you will notice it is a bit sparse in articles and columns.

With the holidays just finishing up, I think people find it hard to put anything together for sharing.

The journal really needs the members to be active and submit stories. Without you, there is nothing to give you to read!

I know I've made the plea before, so making it again...for the journal to be fun and interesting, send in your stories. Send to womenexhibitors@gmail.com and thank you!

Editor apology to Kristen Shafer for the misspelling of her first name in the October 2022 edition.

Save the Date - GASS Aug. 10-13, 2023



The show is the nation's biggest philatelic event hosted by the three largest philatelic organizations in the United States – the American Philatelic Society, American Topical Association and the American First Day Cover Society. GASS is supported by the United States Postal Service who will host a large retail area as well as two first day ceremonies. [Click here to find out more!](#) (control + click to access site).

There will be two first day ceremonies during the show.

Life Magnified first day of issue will be on Thursday, August 10th.




Exhibit Jury


- Ken Nilsestuen, OH (Chief)
- Mark E. Banchik, CA
- Sam Chiu, Canada
- Lisa Foster, WA
- Matthew E. Liebson, OH
- Ed Kroft, Canada
- Jay Stotts, TX

Additional to be announced soon

Exhibit registrations are now open. For the exhibit information and entry form, [click here.](#) (use control + click to access site).

The show will be held at the Huntington Convention Center of Cleveland, Hall C. The show hotel is the Westin Cleveland Downtown. Make your [hotel reservation](#) soon! (control + click to access site).

Thinking of You - first day of issue will be on Friday, August 11th.



Visit www.stamps.org/GASS for information as it becomes available. (control + click to access site).

Currently hotel and pre-registration information is available as well as forms to sign up as a dealer, exhibitor, cachetmaker, volunteer, etc.

The Portland Stamp Company

Artist Series 41: Simona Bortis-Schultz

Simona's 8.5 x 11" signed limited edition stamp sheet "Women's Work" celebrates the strength and resilience of women. A digital offset print with clear spot varnish and blind letterpress impression. (figure 8)



figure 8

Did You See?!...

Fellow WE Member Kristen Shafer was highlighted in the latest issue of *Topical Time*, the journal of the American Topical Association (ATA)!



Dawn's Dabblings

Dawn Hamman, ATA Board President



Figure 1.

Last year I met a delightful young woman, Kristen Shafer, at SEAPEX in Seattle (Figure 1). She is a very enthusiastic beginning topical collector who showed me her well-organized stockbook of flowers and mushrooms. She has since added cats and revenues to her collection.

Kristen is an early childhood educator who passes her enthusiasm on to her young students and may even be attracting some childhood collectors. We talked about exhibiting, and she immediately came up with a couple of topics of interest. I am delighted to report that her very first exhibit, shown at SEAPEX this year, *The Philatelic History of the Archipelago of Tui Tui*, won a large silver. That's a fabulous start! But wait, there's more! She also won the People's Choice award, the Women Exhibitors Sterling Achievement Award, the APS Post-1980 award, the AAPE Novice award, and the Northwest Federation of Stamp Clubs Thunderbird award. I think that's what we call *bitting it big!*

Kristen's cinderella exhibit is one-frame, but she has plans to expand it. She also has plans for two more thematic exhibits next year. There's no stopping her now!

Perhaps you have yet to hear of Tui Tui (Figure 2 - subject enhanced). It is the creation of two imaginative people who have a lot of fun with cinderellas. I asked Kristen to explain, and here is what she wrote:



The Archipelago of Tui Tui of the Joyous Lake is an independent nation in Lake Union, Seattle, Washington. It was liberated in 1982 and became an independent nation in 1985. The two rulers, known as Co-Tyees, are "Dogfish" Roberts Rudine and "Dragonfly" Janet Yoder. The Co-Tyees are not the only residents of Tui Tui, as the nation currently boasts a population of 11.

Credit: Dawn's Dabblings, by Dawn Hamman, *Topical Time*, November-December 2022, Volume 74, No. 6, Whole Number 436, Page 6, 8.
Join the ATA and start your adventure at <https://americantopical.org/join-us>

More From The Portland Stamp Company

Artist Series 39: Lydia Makepeace

16 stamps on an 11 x 17" sheet, digital offset print with spot varnish. Signed edition of 100, suitable for framing. Her benefit sheet of Affirm Black Women stamps highlights work and words of Black women whose achievements are often overlooked and erased. Read more about her work in our interview. Proceeds from the sale of these stamps benefit Women with a Vision in New Orleans. (figure 9)




Figure 2.

Visas are required for all visitors who wish to enter the archipelago. Tui Tui has been issuing stamps since 1985 but also has some printed stamps that were issued in the pre-independence era. The nation also features post offices where up to 11 different town cancels can be found. However, some of the post offices are now defunct due to changes in territory.

Another feature of Tui Tui is the unique and one-of-a-kind Museum Of Artiststamps (MOA). The MOA sits in the discontinuous T'ing Province, which is the location of the administrative capital and houses collections of other stamp artists and creators from around the globe.

Isn't it fabulous to see people having so much fun? Congratulations to Kristen. We're looking forward to her future exhibits. ☺



figure 9



Rocky Mountain Philatelic Library


News Release – Released Nov 16, 2022

The Rocky Mountain Philatelic Library is proud to announce the establishment of a scholarship program named “Special Delivery of Dreams.” This scholarship is funded by philatelists and is targeted to philatelists and members of philatelic families!

With the ever-increasing cost of higher education and the continuing increase in education required to be successful in a chosen career, the RMPL is initiating two \$2500 scholarships targeted to philatelists and their families. The scholarships are available for 2-year college programs and Trade school students. Visit

https://bold.org/scholarships/special-delivery-of-dreams-scholarship/?utm_medium=email&hsmi=184042392&hsc_c=p2ANqtz-9Qj4e2PgYXP39Mnnj6VDFNymjiMwlPb02gvEyKqpsw3_v0sMPv8q7dO0933YApkQAJHhVeKrNRYuZPLrSMsa3U5FRFxXA1Z2JdzN-OtMPqMMc&utm_content=184042392&utm_source=hs_automation for details and application instructions. Applications for the 2023 year must be received by **March 1, 2023**. The winners will be announced by **March 30, 2023**. For further information contact the RMPL scholarship committee at rmpl-scholarship@gmail.com

Any questions or requests for follow up material may be directed to: Gary W Withrow withrowgw@yahoo.com or to the RMPL at 2038 S Pontiac Way, Denver, CO 80224



(figure 10)



The Royal Philatelic Society of Canada

LET'S TALK EXHIBITING



David Piercey, FRPSC



A Publication of The Royal Philatelic Society of Canada

“an outstanding handbook that will be useful to beginning, intermediate and advanced collectors.”

- Joel Weiner, *Judging and Exhibiting Coordinator, Royal Philatelic Society of Canada*

“a fine addition to any exhibitor’s library.”

- Mike Ley, *President, American Society of Philatelic Exhibitors*

Available from Trajan Publishing, coinstampsupplies.com/product-category/rpsc-book/, \$60. RPSC members receive a \$15 discount off the book’s regular price.

Even More From The Portland Stamp Company

KBJ by Lydia Makepeace

Portrait of Justice Ketanji Brown Jackson by artist Lydia Makepeace, part of her Affirm Black Women series. A follow-up from our signed Artist Series with Lydia featuring 16 women. When Judge Brown Jackson was nominated, we decided to make this stamp together. Both benefit Women With a Vision, a nonprofit in New Orleans to improve the lives of marginalized women, their families, and communities. Size: 4.25” x 5.5” sheet with ACEO (Artist Trading Card) sized 2.5 x 3.5” stamp and crossover stop-perforation. Suitable for framing. (figure 10)

WE Want to Know

Have you ever wanted to give feedback on what you read in **WE** Expressions or share a thought or just say thank you to one of our members? Well now you can....because "**WE** Want to Know"!

After receipt of the January 2020 **WE** Expressions, Women Exhibitors email box was filled with kind words of encouragement. The journal would not be possible without the submissions for publication from our members.

Thanks for another good issue of **WE** Expressions. Vera Felts

It was so great reading about all the recent achievements of women in the latest issue of **WE** Expressions! I really like Kristin Patterson's idea of a Zoom for women in philately. Since **WE** members can be found all across the country, it would be nice to connect with each other beyond the newsletter. Also, Carol Costa's One Page Exhibit, "Lighten Up," made me laugh out loud. Great issue! - Stacy Adam


What a surprise to see the lovely piece about the Double Geneva. We have never had any publicity before, and I am sure that there are many couples out there, that we do not know about. If anybody knows some, my email is:

birthe.king@postalhistory.net

Of course I enjoyed all the other articles as well – as always. Best wishes Birthe.

This newsletter is getting all my attention now. It's really good and I am so happy that you're offering so much information about themes and stamps. I'm getting braver and braver, and, I'll either write an article or attempt my first 1 page exhibition before the year's end, thanks to your great examples and women who exhibit. I love this organization. Thank you! jocelyn mel

I'm very much enjoying the content of the magazine, but I exported to kindle and that may be why I am getting this weird layout with many upside-down photos etc, (see figure 11). Loved the comic stamps and the clear feedback from Dr. Wang. Fredericka Foster



Response: That's strange. Not heard of that before. I have no issues on my iPad. It was sent as a PDF.

Looking online I see this is not uncommon for kindle users due to a PDF bug in the kindle (software/hardware- not specified and I'm not an IT geek). I'm sure it makes it harder to read a less enjoyable. Thanks for letting us know.

Reply from Fredericka: Thank the heavens - I thought you two might have had some various serious health issue relating to the brain!!! Glad to know it is kindle who is sick. ❤️ 😊

Thanks or a great issue. Read every word.
Cheryl Ganz

Remember, send in your comments and remarks to be published in future journals...your words may just make another persons day!

Comments to: womenexhibitors@gmail.com



This posting on Facebook drew attention as eminent collector and historian, Birthe King, FRPSL (Fellow of the Royal Philatelic Society, London) was only acknowledged as the 'wife'.



As Seen on Facebook

Women Exhibitors (WE)
Cheryl Ganz · 46m · 📍

At Chicagopex, Kathy Johnson received the single frame reserve grand for "Evolving Bishop Marks in Scotland's Postal History." Cheryl Ganz, Liz Hisey, Jane Sodexo, Pat Walker, and Kathy exhibited as the team: WE Are a Great Team! and took third place in the AAPE team competition.

Women Exhibitor...

Cheryl Ganz
36m · 📍

Jackie Alton signed the APS Luff scroll at Chicagopex. Congrats!

Virtual Stamp Club
Rocky Mountain Stamp Show · 38m · 🌐

Back for #WinningWednesday.

Today's honoree is Marjory J Sente, recipient of the One Frame Exhibit Reserve Grand Award at the 2022 Rocky Mtn Stamp Show for "Grand Canyon, Arizona Territory Post Office 1902-1912"

#stamps #philately #stampcollecting #stampcollector #stampshow #postage #philatelic #postagestamps #history #postal #filatelia #RMSS2023

ONE FRAME EXHIBIT RESERVE GRAND AWARD
Rocky Mountain Stamp Show

Grand Canyon, Arizona Territory Post Office 1902-1912

MARJORY J SENTE
2022 Palmares

#WinningWednesday

Social media connecting philatelists worldwide!
Congrats to you all!!

Chicago Philatelic Society
2h · 🌐

Happening now: book signings in lobby for books on Zeppelin mail and Walt Disney. Books may be purchased on site.

Vesma Grinfelds is 🥳 feeling fantastic.
5h · 🌐

Large Gold #3! Next stop (after some tweaks and upgrades): International Show in Germany in May!!

CHICAGO PHILATELIC SOCIETY
LARGE GOLD MEDAL

CANCELLATIONS OF THE PROVISIONAL ERA IN LATVIA: 1919-1921

Carol Edholm, **WE** Membership
4404 - 224th Place SW
Mountlake Terrace, WA 98043

Statement of Purpose: *To provide a vehicle through which women exhibitors can encourage each other through sharing information, ideas, experience, advice, problems, and solutions.*

WE is on the web at www.aape.org/weweb.asp or WomenExhibitors@gmail.com